

## Art Social/After School Club (Bead Crafts)


### Progression Plan



Skills developed through club:

- Creative and design skills.
- Improved patience and concentration.
- Teamwork/friendship skills.
- Fine motor and cognitive skills.
- Improved hand eye coordination.
- Recognising and building patterns.
- Spelling skills – spelling out words with the beads.
- Stress relief – studies show that “bead therapy” is highly effective in managing stress and anxiety. This will allow students to focus and regulate. It is also shown that it is very effective with SEN pupils, in terms of developing a range of skills including fine motor, cognitive and concentration.

Students will be provided with a calm and relaxing environment to engage in a craft that is designed to soothe and improve focus. Calming, quiet music will be played to help soothe students and promote a calm atmosphere.

Students will be encouraged to all work around one large table – this encourages students to work together and talk, in order to build friendships and develop their communication skills. The social is open to pupils from year 8 to year 11, which enables pupils from a variety of classes and age groups to mix and form friendships.

Termly Plan	
<p style="text-align: center;"><b>Autumn</b></p> 	<p style="text-align: center;">Jewellery making.</p> <p>Making a range of jewellery such as bracelets, necklaces and rings.</p> <ul style="list-style-type: none"><li>● Threading of the beads helps to develop fine motor skills.</li><li>● Students will be using spelling skills to write names and words using the letter beads.</li><li>● Bracelet patterns and designs will become increasingly complex – teacher will complete a tutorial for students to follow along.</li></ul>

	<ul style="list-style-type: none"> <li>● Students will develop friendships and be able to communicate with different students from around the school.</li> </ul>
<p style="text-align: center;"><b>Spring</b></p> 	<p style="text-align: center;">Wire beading.</p> <p>Making a variety of crafts with wire and beads such as flowers, insects</p> <ul style="list-style-type: none"> <li>● Students will be building on the skills they have learned with bracelet making – wire beading is a more difficult and time consuming skill.</li> <li>● Students will develop their hand eye coordination, as well as their concentration levels.</li> <li>● Students will now be working on longer term projects which may take several sessions to complete, rather than one social.</li> </ul>
<p style="text-align: center;"><b>Summer</b></p> 	<p style="text-align: center;">Bead embroidery</p> <p>Using beads to embroider onto fabrics, creating patterns with embroidery.</p> <ul style="list-style-type: none"> <li>● Students will be using the skills they have developed previously (threading, bead/pattern formation etc).</li> <li>● Students will learn to embroider and sew at first – this will then be built upon by adding beads onto their embroidery projects.</li> </ul>